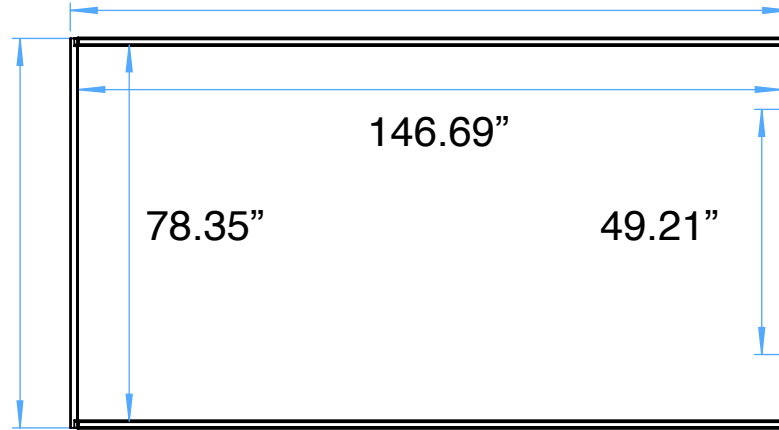


## 7x13 Unit Single Door

Empty Weight 1025 lbs.  
Floor Pressure 175 lbs. per sqft.  
Roof Pressure 135 lbs. per sqft.  
Can be stacked 3 units high.

81.10"

149.84"



146.69"

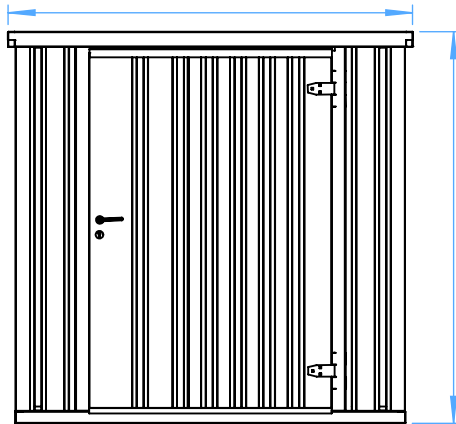
78.35"

49.21"

## Single Door


Opening is 49.21" in width x  
74.80" in height.  
Ceiling height 76.77".

84.25"



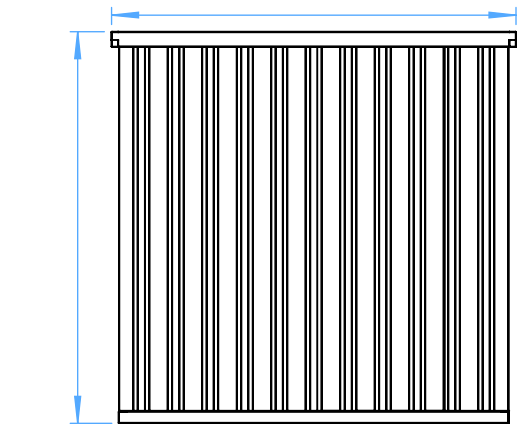
81.57"

152.76"



33.46"

84.25"



81.57"